


Strike First Corporation of America

EL-ELITE ARCHITECTURAL Series Fire Extinguisher Cabinets (Non Rated)

Detail & Submittal Sheet

Construction Specifications:

ELITE (EL) non-fire rated cabinet fronts are 16 gauge cold rolled steel with 22 gauge cold rolled steel tubs. Fronts are baked white enamel over rust inhibiting phosphate treated steel. All semi-recessed fronts have radius corners except the Apex 5lb cabinets have a 1 1/2" square trim. Stainless steel fronts come standard with white tubs. All cabinets come standard with chrome handles and clear acrylic glazing.

 To comply with ADA Guidelines, Extinguishers and Cabinets offer handles, brackets and return trims according to instructions provided by installer. For ADA compliance follow the specification ordering process dimensions in our catalog. Proper installation in accordance with the ADA Guidelines is the sole responsibility of the installer. For more information please visit the Accessibility Guidelines for Buildings and Facilities website or call them at 1-800-872-2253.

Project: _____

Specification Reference: _____

Model Number: _____ Quantity: _____

Architect: _____

Contractor: _____

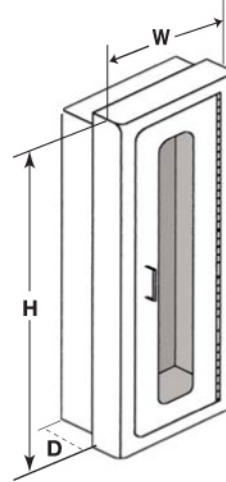
Distributor: _____

Approved By: _____

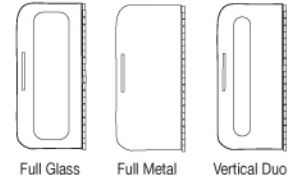
Date: _____

SPECIFICATION PROCESS: Follow the steps below to specify your cabinet.

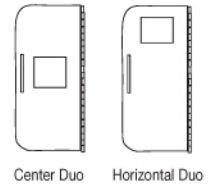
- STEP 1: EXTINGUISHER SIZE:**
5 - 5 lb. 1 - 10 lb. 2 - 20 lb.
- STEP 2: CABINET STYLE:**
0 - Surface Mounted (S)
1 - Semi-Recessed (SR)
2 - Fully-Recessed (FR)
- STEP 3: DOOR STYLE:**
6 - Full Glass (FG)
7 - Full Metal (FM)
8 - Vertical Duo (VD)
9 - Center Duo (CD)
10 - Horizontal Duo (HD)
- STEP 4: SERIES:**
EL - Elite
- STEP 5: CABINET TYPE:**
Non-Fire Rated
- STEP 6: FINISH OPTIONS:**
 SSF - Stainless Steel Front
 FSS - Full Stainless Steel
 RD - Red Coated
- STEP 7: HANDLE OPTIONS:**
 008 - Safety Break Lock
 009 - Center Duo Safety Lock
 010 - Alum. Die Cast Red "Fire" Handle
 012 - ADA Handle
- STEP 8: GLAZING:**
 G10 - Double Strength Glass
 G11 - Clear Acrylic (Standard)
 G12 - Clear Tempered Glass
 G13 - Single Strength Glass
- STEP 9: LETTERING:**
 002 - Decal "Pull Firmly" R only
 003 - Decal "Fire Ext." Sm Vert R/B
 004 - Decal "Fire Ext." Lrg Vert R/B
 005 - Decal "Fire Ext." Sm Horiz R/B
 006 - Decal "Fire Ext." Lrg Horiz R/B



Standard Door Styles

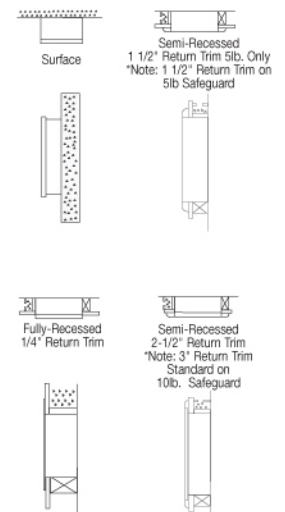


Optional Door Styles



✓	Mod. #	Interior Tub Size			Overall Outside Trim		Rough Opening			Trim Style	Accom. Ext Size Lbs.
		W	H	D	W	H	W	H	D		
Surface Mounted											
	506-EL	8"	16 3/4"	5"	8 1/2"	17 1/2"	-	-	-	-	5
	507-EL	8"	16 3/4"	5"	8 1/2"	17 1/2"	-	-	-	-	5
	508-EL	8"	16 3/4"	5"	8 1/2"	17 1/2"	-	-	-	-	5
	106-EL	9 1/2"	23 3/4"	6"	10"	24 1/2"	-	-	-	-	10
	107-EL	9 1/2"	23 3/4"	6"	10"	24 1/2"	-	-	-	-	10
	108-EL	9 1/2"	23 3/4"	6"	10"	24 1/2"	-	-	-	-	10
	206-EL	12"	27"	8"	12 1/2"	27 1/2"	-	-	-	-	20
	207-EL	12"	27"	8"	12 1/2"	27 1/2"	-	-	-	-	20
	208-EL	12"	27"	8"	12 1/2"	27 1/2"	-	-	-	-	20
Semi-Recessed											
	516-EL	8"	17"	5"	10 3/4"	19 3/4"	8 1/4"	17 1/4"	3 1/2"	1 1/2"	5
	517-EL	8"	17"	5"	10 3/4"	19 3/4"	8 1/4"	17 1/4"	3 1/2"	1 1/2"	5
	518-EL	8"	17"	5"	10 3/4"	19 3/4"	8 1/4"	17 1/4"	3 1/2"	1 1/2"	5
	116-EL	9 1/2"	24"	6"	13 1/2"	28 1/2"	9 3/4"	24 1/4"	3 1/2"	2 1/2"	10
	117-EL	9 1/2"	24"	6"	13 1/2"	28 1/2"	9 3/4"	24 1/4"	3 1/2"	2 1/2"	10
	118-EL	9 1/2"	24"	6"	13 1/2"	28 1/2"	9 3/4"	24 1/4"	3 1/2"	2 1/2"	10
	216-EL	12"	27"	8"	16"	31"	12 1/4"	27 1/4"	5"	3"	20
	217-EL	12"	27"	8"	16"	31"	12 1/4"	27 1/4"	5"	3"	20
	218-EL	12"	27"	8"	16"	31"	12 1/4"	27 1/4"	5"	3"	20
Fully-Recessed											
	526-EL	8"	16 3/4"	5"	12"	21"	8 1/4"	17 1/4"	4 3/4"	1/4"	5
	527-EL	8"	16 3/4"	5"	12"	21"	8 1/4"	17 1/4"	4 3/4"	1/4"	5
	528-EL	8"	16 3/4"	5"	12"	21"	8 1/4"	17 1/4"	4 3/4"	1/4"	5
	126-EL	9 1/2"	24"	6"	14"	28 1/2"	9 3/4"	24 1/4"	5 3/4"	1/4"	10
	127-EL	9 1/2"	24"	6"	14"	28 1/2"	9 3/4"	24 1/4"	5 3/4"	1/4"	10
	128-EL	9 1/2"	24"	6"	14"	28 1/2"	9 3/4"	24 1/4"	5 3/4"	1/4"	10
	226-EL	12"	27"	8"	16"	31"	12 1/4"	27 1/4"	7 3/4"	1/4"	20
	227-EL	12"	27"	8"	16"	31"	12 1/4"	27 1/4"	7 3/4"	1/4"	20
	228-EL	12"	27"	8"	16"	31"	12 1/4"	27 1/4"	7 3/4"	1/4"	20

Installation Options



Distributed by
www.Ameraproducts.com
 Phone: (800) 608-6568
 Fax: (409) 840-5545
info@ameraproducts.com

